

# MAPLE "A" NEWS

Newsletter of the Green Mountain Chapter/Region of M.A.F.C.A. and M.A.R.C. Inc.



**1968 Our Thirty-Eighth Year 2006**

Volume 34, Issue #7 Nov./ Dec, 2006



## SPINNING MY WHEELS

By Paul Boozan, President

The day dawned sunny but cold. Despite the weather we had five antique cars along with six or so modern cars arrive around 10:30 a.m. for brunch at our house in Jeffersonville. As always there was lots of good food and friendship. Around 11:45 we headed for the cars and took a pretty drive through 7 covered bridges in Jeffersonville, Waterville, and Belvedere. Everyone took the opportunity to take pictures, especially at the Kissing Bridge. Many couples stood in embrace with various degrees of smooching to have their pictures taken. It was fun, everyone seemed to enjoy it. We want to thank all of you for bringing special dishes to share and enjoying our little covered bridge tour.

Winter is coming far to quickly and with it the end of the Model A season. We still have the annual meeting at Charlie and Dianna Shapiro's on November 5th. Let's hope for a pretty day for one last ride in the "A"s. Charlie has offered a trap shoot again this year so bring your shooting skills along with your rifles if you wish. If not Charlie is very generous with his bullets, birds and rifles. Many of you always enjoy taking a few shots and the others enjoy watching the action. One of the special things we are going to do is have a final raffle for our charity "Make A Wish". Along with a beautifully decorated hat Vicki will be selling tickets for a copy of "1929 to 1931 Era Fashions." This is a wonderful history and reference book of the fashions for the era and is fun to investigate. Also remember that we take care of club business and elect new officers at this meet. If you have an item for the agenda or would like to hold an office or take a committee please let any of us know before hand.

Continued on page 3



See Us On The Web  
[www.vtmodelaford.org](http://www.vtmodelaford.org)

### A View Down The Road-

**Doug Leithead Activities Chairman**

<b>What</b>	<b>Green Mountain Model "A" Club Annual Meeting</b>
<b>When</b>	<b>November 5, 2006 11:00 AM</b>
<b>Where</b>	Charlie & Deanna Shapiro's Robinson Road Ferrisburgh, VT
<b>Dinner</b>	Please bring a dish to share
<b>Questions</b>	Charlie & Deanna 802-877-8332
<b>Activity</b>	There will be a trap shoot for those who would like to participate or watch. Ladies please bring a hand-craft with you: knitting, crochet, rug hooking, embroidery, quilting, mending, sewing, needlepoint, etc.

See page 3 for directions to the Shapiro's

### A View Down The Road-

**Doug Leithead Activities Chairman**

<b>What</b>	<b>Green Mountain Model "A" Club Christmas Party</b>
<b>When</b>	<b>December 3, 2006 2:30 PM</b>
<b>Where</b>	JP's Restaurant 39 River Road (Route 117) Essex Junction, VT
<b>Dinner</b>	Please see page 5 for menu and price.
<b>Questions</b>	Please RSVP with dinner choice to Peter Crosby & Bonnie Chase 802-878-6376 by November 27
<b>Activity</b>	Exchange of gifts. Men bring a wrapped man's gift, Ladies bring a ladies gift.

## 2006 Activities

Doug Leithead

Check out our website for further information and links for these events.

November 5, 2006 11:00 AM	GMC Fall Business Meeting	Ferrisburgh, VT; Charlie & Deanna Shapiro
December 3, 2006, 2:30 PM	GMC Christmas Party	JP's Restaurant 89 River Road Essex Jct., VT
December 14-16, 2006	MAFCA Membership Meet	Las Vegas, Nevada
April 13-15, 2007	MARC 2007 Membership Meet	Joliet, Illinois
June 18-27, 2007	MARC National Meet	Colonial Williamsburg, Virginia
June 22-27, 2008	MAFCA & MARC Joint National Convention	Dallas, Texas

## Chapter Flea Market

If you have something for sale, trade or what ever let me know.

Peter Crosby

## Treasurer's Report


Dick Phinney

Ending Balance-checking .....\$974.64

Ending Balance-savings.....\$1653.18

Charity Fund .....\$208.00

10/19/06



Above: is an original "NEW CAR DIRECTIONS" that were attached to the back of Henry LaCombe's original mid 1928 Model "A" owners manual that he had purchased at the 1988 MAFCA Convention in Sturbridge, MA.


Photo by Peter Crosby

Check on our web site for a facsimile of this sticker.

Left; Is the cover of a 1931 Ford brochure.

## *The Grapevine*

The grapevine is news about our fellow members, Please let us know when your birthdays' and anniversaries are so they can be included. Contact Peter Crosby at 802-878-6376.



### **BIRTHDAYS**

**Larry Johnson Nov. 4**

**Sherry Seitz Nov. 17**

**Peter Crosby Nov 18**

**Betty Pepin Nov. 18**

**Jim Edson Nov 26**

**Bob Perkins Nov 29**

**Sue Edson Dec. 20**

**Jon Davis Dec 29**

**Sherry Germain Jan 1**


### **Anniversaries**

**Wally & Sherry Sietz  
50th on Nov 16**

**Dick & Jackie Crosby  
54th on Nov. 24**

**Bruce & Debbie Bushey  
33rd on Nov.25**

**Jim & Sue Edson  
42nd on Dec 21**



## **SPINNING MY WHEELS**

Continued from page 1

The Christmas Party will be held at JP's Restaurant on River Rd., Rt. 117 in Essex Jct. on Dec. 3 at 2:30 in the afternoon. They have a beautiful party room. Prices range from \$12.95 to \$18.95 and include a salad, rolls, main course, starch, and vegetable. Dessert will be provided by the club. It's important that we know how many to expect so please RSVP. Everyone should bring a gift to exchange. Hope to see all of you there.

Happy "A"ing,

Paul

## *What's Cooking!*

Recipes from our members by popular request

Corrected Rolo Recipe from last month due to editor's mix-up.

From Betty Ransford

1 pkg. Hershey 12oz. Rolo's (makes approx. 5 doz.)  
Place a Rolo on pretzels snaps (1" x 1" grid)  
Bake on cookie sheet 2 min. in 300 temp. oven  
Press 1/2 pecan or walnut on top of warm Rolo  
Place cookie sheet in frig. to cool before removing.

### **Green Mountain Model "A" Club Annual Meeting Charlie & Deanna Shapiro's 628 Robinson Road**

From US Route 7 in Ferrisburgh, take Robinson Road (just north of the Rokeby Museum). Drive up the road to the sharp 90 degree left curve. Turn right onto the first long driveway on the right just after the 90 degree left turn.

## *Welcome New Members*

**Michael & Tess Storrs  
Richmond, VT**

## Fan Repair Re-visited

By Peter Crosby

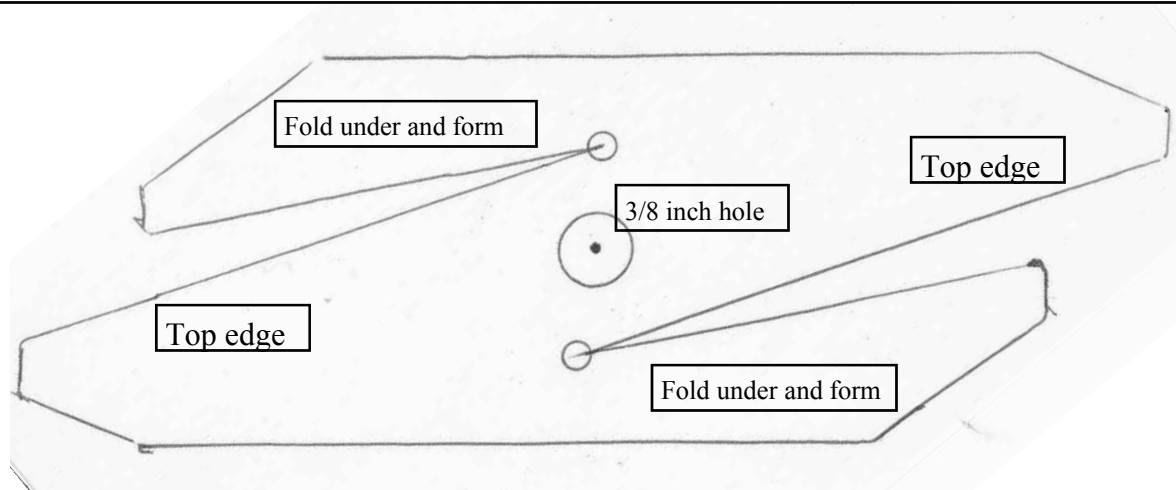
From an article written by Russell Baetke of Seattle, Washington

Last month's Maple "A" News I listed my answers to some of Les Andrews do's and don'ts one of the items was the use of the original Model "A" fan blade. This article prompted some of our members to check their fans. In one case that I know about there were cracks found just in time! This prompted a discussion on how to re-enforce the blade so it does not come apart and damage the radiator and or hood. Fan re-enforcement is very important if you intend like I do using Ford's original Two blade fan. Once the modification is made it is not all that noticeable. I have been using a modified fan for about twelve years and have not had a problem.

It is important to start with a good fan blade that is free from rust and not bent to bad. If the blade you select for modification is cracked weld the cracks before you weld on the overlay. Also check the pulley area and make sure it has not been rubbing on a water pump which will make the pulley fail at some future time.

Below is an actual size pattern of the overlay that can be cut out of mild steel. Weld completely around the overlay including good penetration of the blade itself. I used an oxygen and acetylene welder for my set up but a MIG welder should do just as nice of a job with less heat. After the welding is complete grind and file off the excess weld beads to a smooth surface. It is important to make sure to check the blade to see if it is symmetrical by making sure the blade cures the same on both ends and also the top edge of the blade should be flat; check it with a straight edge. Once you are happy with the weld and the shape of the blade it is also important to balance the blade. You can use solder melted to one end to get the blade balanced right. Once this is done a nice coat of black paint will make it look just right.

I always make it a habit to check the blade as part of my routine maintenance or whenever you have the hood open. After 30,000 miles the blade on my 1931 SW Fordor is just as good as the day I put it on.



The above overlay is made from 20 gauge mild steel and is welded along on all edges. The template is approximately correct the overlay is six inches long and two inches wide.

For the complete how to article check out *How to Restore Your Model A Volume 6. A must read.*



*Christmas Party Menu Selection*  
*JP's Restaurant*  
*39 River Road*  
*Essex Junction, VT*  
*2:30 P M*

<i>Baked Stuffed Chicken</i>	<i>\$11.95</i>
<i>Roasted Pork w/apple stuffing &amp; Gravy</i>	<i>\$11.95</i>
<i>Roast Prim Rib of Beef Au Jus</i>	<i>\$18.95</i>
<i>Bake Stuffed Haddock w/Crabmeat Stuffing</i>	<i>\$15.95</i>

*All Dinners include warm rolls with butter, Coffee & tea, Garden Salad, Vegetable of the day and roasted red potatoes w/roasted onions & peppers.*

*Price does not include 9% tax and 20% gratuity*

*The club will purchase the appetizers and dessert. Don't miss out.*

*RSVP with your dinner choice before November 27, 2006 contact Peter Crosby & Bonnie Chase 802-878-6376, 7 Sycamore Lane, Essex Junction, VT 05452, [bonniec@neci.edu](mailto:bonniec@neci.edu)*

*Exchange of gifts, Men bring a wrapped gift for a Man, Ladies do the same for a Woman.*





Upper Left: The tour participants stand by the last bridge on our covered bridge tour in Jeffersonville in October. Upper right: One of the stops with some of the cars. Above right: the "Kissing Bridge". Left: They come from far and wide, Henry & Jean LaCombe's 1928 Model "A" Briggs Fordor former members of the club visit from Tennessee and join in the fun. Lower left: Just another covered bridge on the tour. Below: "Come on Paul this is the Kissing Bridge!" President Paul Boozan & Vicki Williamson. It was a nice day and the meet was well attended. Thanks Paul & Vicki for a great time.

Photos by Peter Crosby





**Club Officers**

**President**-Paul Boozan 1364 Stebbins Rd.; Jeffersonville, VT 05464; Phone 802-644-5688; peaches01@verizon.net

**Vice President**-Douglas Leithead; 1856 Darling Hill Road; Newport, VT 05855 Phone 802-334-2584

**Treasurer**-Dick Phinney; 66 Featherbed Lane; South Hero, VT 05486; Phone 802-372-5230; gphinney@comcast.com

**Secretary**- Bonnie Chase; 7 Sycamore Lane; Essex Junction, VT 05452 Phone 802-878-6376; bonniec@neci.edu

**Region Director**-Rod Dolliver; 430 Dolliver Rd.; Charlotte, VT 05445 Phone 802-425-2745; rcdbjd46@aol.com

**Newsletter, Webmaster**-Peter Crosby; 7 Sycamore Lane; Essex Junction, VT 05452 Phone 802-878-6376; peter.crosby@verizon.net

*Chapter Flea Market*

- ◆ Send description of items for the Flea Market to Peter Crosby via mail or Email to peter.crosby@verizon.net.
- ◆ Items should be described For Sale, trade, wanted, or take it away.
- ◆ For Sale items must be listed with asking price.
- ◆ Flea market is open to all members free of charge for auto and fashion related items only.

The Green Mountain Chapter / Region M.A.F.C.A. & M.A.R.C. Inc. is a tax exempt organization under the 501 (c) (7) of the Internal Revenue Code. Federal Employer Identification Number: 30-0357749



**MAPLE "A" NEWS**

Green Mountain Region / Chapter  
MARC / MAFCA Inc.  
Peter Crosby, Editor  
7 Sycamore Lane  
Essex Junction, VT 05452