


MAPLE "A" NEWS

Newsletter of the Green Mountain Chapter/Region of M.A.F.C.A. and M.A.R.C. Inc.



1968 Our Thirty-Eighth Year 2006

Volume 34, Issue #1 March, 2006



SPINNING MY WHEELS

By Paul Boozan, President



Hope everyone is enjoying the wacky Winter! Spring is just around the corner according to the groundhog!!

We have several members who have been diligently working on new restorations and are looking forward to bringing them out this season. It's always fun to see some new cars and trucks. Brother Bruce and I have been scraping, sanding, painting, cussing and hoping to have his truck ready to drive this year.


It's time to start thinking about the up coming Model "A" season. There are already some meets booked. If you would like to sponsor a meet or tour please contact us. Doug Leithead, our new vice president is also the activities chairman and he can be reached at 802-334-2584 or 802-334-5724.

I am currently thinking that we will have our first official business meeting in May when all the snow birds get back from the south. This is the first year that we will have only two business meetings. Please be thinking about our charity choice, Stowe flea market, meets, tours and anything else you would like to consider on the agenda for the spring meet. Call me at 802-644-5688 if you have something you would like to address for the May meeting so I can add it to the agenda.

If any of you would like to sponsor a gathering in April we can put it in the April newsletter.

Hope you have all had a healthy Winter, stay warm and we look forward to seeing you soon.

Happy A ing
Paul



2006 Dues



Dues are due now for 2006. If your address label has 2005 your dues were due as of January 1, 2006. From now on please send them to the Treasurer Richard Phinney, 66 Featherbed Lane; South Hero, VT 05486. Dues for 2006, are \$15.00.

Secretary's Report

Bonnie Chase

Please send me your up-to-date email addresses and any other changes to your mailing and phone numbers. We will try to get an updated roster as soon as all the dues are in.

Also, please send me your birthdays and anniversaries so you can be included in the "Grapevine" section of our newsletter.

They can be sent to Bonnie Chase, 7 Sycamore Lane, Essex Junction, VT 05452 or bonnie.chase@verizon.net

2006 Activities

Doug Leithead

June 3-4 Shelburne Classic Auto Festival, Shelburne Museum, Shelburne , VT

June 10-11 Hildene Antique & Classic Car Show, Manchester, VT

June 26-30 MARC 2006 National Meet, Grand Rapids, MI

July 16-22 -- Mansfield, MA -- Hosts: Massachusetts Bay Chapter (M.A.R.C.O.M.) The 2006 MAFCA National Convention. The meet will be held in Mansfield, MA. Details on the meet are being published in the "Early Bird" newsletter, which you can obtain by sending a \$10 check payable to MARCOM to: Jan & Bob Burkhart, 263 S. Worcester ST, Norton, MA 02766. Their phone number is: 508-285-7736

August 11- 13 Stowe antique & Classic Car Show, Stowe, VT

September 15- 17 Bennington Car Show, Bennington, VT

October 5-8 Hershey Car Meet Hershey, PA

Chapter Flea Market

For sale 1929 Tudor:1929 Tudor project car: Time marches on, things change... Events of the past two years have forced us to realize that we just don't have the skill or enthusiasm to finish Charley, our '29 Tudor. We are the fourth owner of this car and it was almost all original when we started a frame-up restoration seven years ago. We are about half done. Over the years we have collected almost all of the parts needed to finish the car and rebuilt many of them. Items that are finished and ready to go include the frame, engine, transmission, front end, differential, steering box & column, generator, distributor, carburetor, horn, and water pump. Other rebuilt and/or good used parts we have include an electric wiper motor, ignition switch and cable, dash plate. We also have a complete wood kit, a reproduction steering wheel (one of the good ones), an almost-complete tool kit, assorted aftermarket bushings and small hardware, spare body panels, both front seats (really rough!), rear seat springs, and nine straight 21" wheels. Most of the remaining original parts are all boxed and cataloged. If you're interested, make us a reasonable offer and we'll talk. Roger Dean, Moretown, VT, 802-496-6469.

Wanted 1930 Model AA truck parts. I am in the process of looking for parts such as truck running boards, stake bed parts and bed rails. If anyone can help me out with any old truck stuff I would be most appreciated. Steve Halford,3451 Hartsboro Road, Wallingford, VT 05773, 802-446-2118.

You Should Know...

The very latest Club Roster with all of the up-to-date revisions is always available by just be emailing me or Bonnie at peter.crosby@verizon.net. Along with the Roster I also have available our Club's , M.A.F.C.A's and M.A.R.C's applications and also a copy of our club bylaws.

Peter Crosby

Treasurer's Report

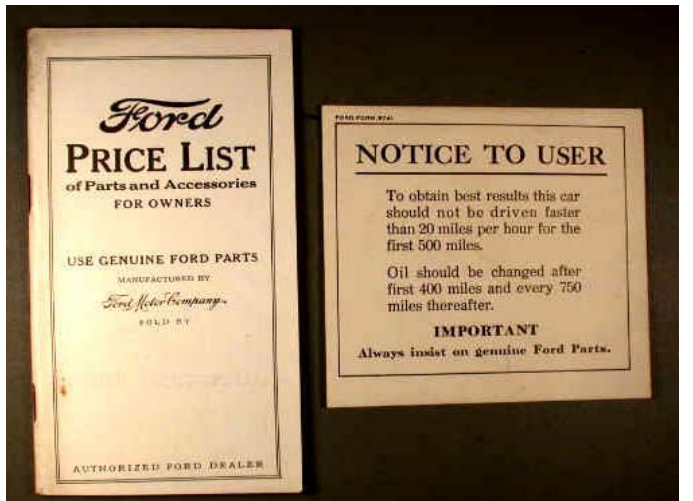
Dick Phinney

Ending Balance-checking\$951.92

Ending Balance-savings.....\$1789.44

Charity Fund..... \$0.00

02/05/06



Above: Interesting pieces of Ford Model "A" era ephemera. On the left is a "Ford Price List" which listed Ford accessories and replacement parts the owner might be interested in. On the right is a "Notice to User" which cautioned owners not to drive more than twenty miles per hour for the first 500 miles. I have personally seen some original owners manuals with the "Notice to User" label stuck to the cover.

Peter Crosby

The Grapevine

The grapevine is news about our fellow members, Please let us know when your birthdays' and anniversaries are so they can be included. Contact Peter Crosby at 802-878-6376.



Lenny shows off his 1929 Model A and the trophy he received at the Wilmington Car Show around 1970

In Memory Leonard Johnson

We lost Lenny to cancer on January 16, 2006 at the age of 53 after a long battle. Although not an official club member he attended lots of meets and was always a Ford enthusiast.

Len graduated from CVU in 1971, which after, doing construction work, joined the Army for a long tour of duty in Europe.

Returning home he worked for Moose River Lumber in Maine then in Wolcott, VT until his final illness.

Larry Johnson

Our thoughts and prayers go out the Larry & Louis Johnson and family for their lost.

Welcome a New Member

Barbara Carter
South Burlington, VT

Model "A" Era Heaters

Part 1

Manifold Heaters

By Peter Crosby

The manifold heater is the simplest design of all types of automobile heaters available for the Model "A" barring the gloves and lap robe. Heat is directed into the cab of the vehicle through a port cut in the firewall. Air is moved by the radiator fan and as it passes through the heater baffles it is warmed by exchanging the heat of the very hot exhaust gasses. The manifold heater was the only type of heater that Ford offered as an approved accessory.



I have installed a manifold heater in my 1930 CC Pickup. It worked nicely and kept the cab comfortable when the outside temperature was about 30 degrees Fahrenheit and above. Much below 30 degrees it was less effective.

Other downsides of the manifold heater was the necessity to cut a large hole in the firewall, and when the engine is running they do tend to rattle.

Some of the models tend to block access to the distributor lock nut which would require removal before you can work on the distributor. When idling in traffic you might smell the exhaust of the car in front of you, and there is also a remote chance of an exhaust leak due to a crack in the manifold which may expose oneself to carbon monoxide.



There were many different designs and variations as can be seen by the photos.

Continued on page 5

Dear Peter,

Thank you for the interest in my 1930 "AA" truck. As you wished I will try to expound a little more on it's history. Also sometime in the future if you're interested I can give you some interesting adventures I've had with Model "A" Fords in the forty-two years I've owned them. For many years they were my standard form of transportation, but for now "Old AA".

My experiences with "Old AA", my 1930 Model "A" Ford stake bed truck began back in 1972 when I lived in central



Connecticut. Out for a cruise in my Model "A" 'cut down' (looked like the Beverly Hillbilly's car but that's another story), I saw the "AA" truck in much disrepair along side the road with a for sale sign on it. Never having had the "larger" Model "A", I couldn't resist so the next thing I knew we were towing it home. As luck would have it or maybe "un-luck," I quickly acquired another "AA" truck. This one being a 1931 "AA" dump truck in even worse shape, with two Fordson tractors thrown in for good measure. Now I was fast on my way to starting a junk yard. After taking stock of the two "AA's", there stood a chance of making one serviceable truck out of the two. After quickly combining the two so as to be ready to move to Vermont, the stake truck was prepared to cart a truck load of Model "A" Ford parts up to South Wallingford, Vermont: "Old AA" was quite loaded down. Stuff was even tied to it's sides making it look very much like something out of the Grapes of Wrath. It made the journey without a problem except for running out of gas (a loaded down truck is a real gas guzzler)!

Settling into my new life in Vermont "Old AA" started hauling stones, slate and firewood but there was one big problem. Mechanical brakes, a full load and mountains are not a good mix. On one venture I acquired ten loads of standing firewood from the National Forest on the mountain top east of Mount Tabor. "Old AA" huffed it's way up to the site and I loaded it up with firewood and headed down. Well, I don't know if you know the Mount Tabor to Weston Road, but it has a very sharp hairpin turn after a steep drop. Down we went, pedal to the metal, (and it wasn't gas) with all my force on the emergency brake and "Old AA" screaming in a lower gear, but not low enough. With that hairpin turn coming rapidly, I was questioning if I should leap out or what. But we went around it together, the wheels on the inner side lifting off the road dumping part of the load of firewood. One should always know their limits and I had pushed mine but we survived.

Not long after the clutch started slipping badly so "Old AA" backed into the car barn to await a new clutch disk. Somehow time has a way of slipping by and now thirty years later "Old AA" was ready to have a coming out. Lenny Williams, a great guy and the auto body shop teacher at Stafford Tech Center, thought his students might enjoy working on a Model "AA" Ford truck so he agreed to take on "Old AA" with no high expectations. But after thirty years, the old truck wasn't eager to go anywhere on her own. Two of the six tires blew out when filled with air and the radiator had gone from bad to worse but after some tinkering and cleaning the engine, she fired up and was ready to go. After reaching Stafford Tech, fifteen steam-gushing miles away, old M had another mission before getting a redo.

I teach a course at Rutland High School called Creative Structures (3-D art) next to the auto refinishing classroom. Along with the art classes, we have a student Art Club and every year we create some kind of conceptual float for the



Rutland Halloween parade. Well, while waiting her turn for a makeover, we decided to strip "Old AA" down a redress her as an oil plundering pirate ship. With wood framing, plastic tubing, cardboard and lots of student effort was ready to parade her stuff. The doors had been sealed shut so I had to climb a ladder and get behind the wheel (the Dukes of Hazard had nothing on us). Lots of spare water was on hand as the radiator was still ailing (although not enough water). "Old AA" fired up and rumbled off to the parade. At the lineup she got "stage-fright," stalled and refused to start. The parade started, and not wanting to sit it out, a couple of my fellow teachers started pushing "Old AA" with six student pirates on her "deck" down the parade route. This worked until we got to an upgrade but at that point she finally fired up and started chugging along. The slow speed and bad radiator started to cause her to steam and at the end of the parade route near the judges stand the steam turned to a gusher, creating her own special effects. The judges were impressed. The Rutland High Art Club won 1st place and "Old AA" had become a parade queen.

"Old AA" is now stripped down to bare metal and is all apart. Piece by piece she is being refinished and waiting to be reassembled. Mounted on new tires and a rebuilt "AA" radiator, she awaits the finally assembly. Oak planks are being planed in the wood shop and I'm looking for bed rails and floor strapping.



"Old AA" will never be a car show prize winner but was a prize winning parade queen.

Steve Halford

Manifold Heaters continued from page 3:



Above: is a modern copy of a Model "A" era design heater that is currently available on eBay, it pulls heat from the exhaust pipe and ducts it into the car through the floor which eliminates the need to cut a hole in the firewall. Below: is the "Thermoth L" another variation of the same idea with its original box. Bottom: is the more relatively common "Auto-Lite" heater which requires a special exhaust manifold.



All in all the manifold heater is certainly the simplest of the designs but it is not my first choice.

Peter Crosby



A very sharp looking couple don't you agree.

We hope to get more people interested in wearing Model "A" vintage styled clothing. It is the ultimate accessory for your Model "A". You might just start with a hat and work down from there. After all you are driving a 75 year old automobile which is already making a fashion statement.

Vermont Legislative Status

Bill S.71 "YEAR OF MANUFACTURE" MOTOR VEHICLE REGISTRATION PLATES



No Action as of February 26, 2006

Bill H.421 ORGANIZED MOTOR VEHICLE EVENTS ON TOWN HIGHWAYS



No action as of February 26, 2006

Bill H.157 PURCHASE AND USE TAXATION OF RESTORED ANTIQUE VEHICLES



No action as of February 26, 2006

The legislature has reconvene but these bills have not been taken up in their respective Committees.

Club Officers

President-Paul Boozan 1364 Stebbins Rd.; Jeffersonville, VT 05464; Phone 802-644-5688; peaches01@verizon.net

Vice President-Douglas Leithead; 1856 Darling Hill Road; Newport, VT 05855 Phone 802-334-2584

Treasurer-Dick Phinney; 66 Featherbed Lane; South Hero, VT 05486; Phone 802-372-5230; gphinney@worldnet.att.net

Secretary- Bonnie Chase; 7 Sycamore Lane; Essex Junction, VT 05452 Phone 802-878-6376; bonniec@neci.edu

Region Director-Rod Dolliver; 430 Dolliver Rd.; Charlotte, VT 05445 Phone 802-425-2745; rcdbjd46@aol.com

Newsletter-Peter Crosby; 7 Sycamore Lane; Essex Junction, VT 05452 Phone 802-878-6376; peter.crosby@verizon.net

Chapter Flea Market

- ◆ Send description of items for the Flea Market to Peter Crosby via mail or Email to peter.crosby@verizon.net.
- ◆ Items should be described For Sale, trade, wanted, or take it away.
- ◆ For sale items must be listed with asking price.
- ◆ Flea market is open to all members free of charge for auto and fashion related items only. Items to be re-listed must be resubmitted each month.
- ◆ Deadline is the 25th of the month for publication in the following month's issue.



MAPLE "A" NEWS

Green Mountain Region / Chapter
MARC / MAFCA Inc.
Peter Crosby, Editor
7 Sycamore Lane
Essex Junction, VT 05452